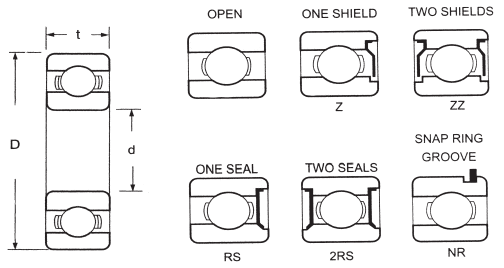


Deep Groove Ball Bearings 6000 Series

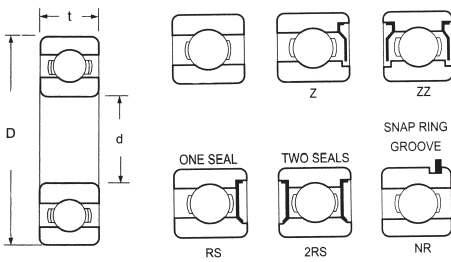


Deep Groove Ball Bearings

Bearing Number	Dimensions (mm)			Basic Load Ratings (N)		Limiting Speeds (rev/min)		Weight kg
	Bore d	OD D	Width t	C_r	C_{or}	Grease	Oil	
6000*	10	26	8	4620	1960	30000	36000	0.019
6001*	12	28	8	5070	2360	26000	32000	0.022
6002*	15	32	9	5590	2850	22000	28000	0.030
6003*	17	35	10	6050	3250	19000	24000	0.039
6004*	20	42	12	9360	5000	17000	20000	0.069
6005*	25	47	12	11200	6550	15000	18000	0.080
6006*	30	55	13	13300	8300	12000	15000	0.120
6007*	35	62	14	15900	10200	10000	13000	0.160
6008*	40	68	15	16800	11600	9500	12000	0.190
6009*	45	75	16	20800	14600	8000	11000	0.250
6010*	50	80	16	21600	16000	8500	10000	0.260
6011*	55	90	18	28100	21200	7500	9000	0.390
6012*	60	95	18	29600	23200	6700	8000	0.420
6013	65	100	18	30700	25000	6300	7500	0.440
6014	70	110	20	37700	31000	6000	7000	0.600
6015	75	115	20	39700	33500	5600	6700	0.640
6016	80	125	22	47500	40000	5300	6300	0.850
6017	85	130	22	49400	43000	5000	6000	0.890
6018	90	140	24	58500	50000	4800	5600	1.150
6019	95	145	24	60500	54000	4500	5300	1.200
6020	100	150	24	60500	54000	4300	5000	1.250

*The bearing is available in 440 c stainless steel

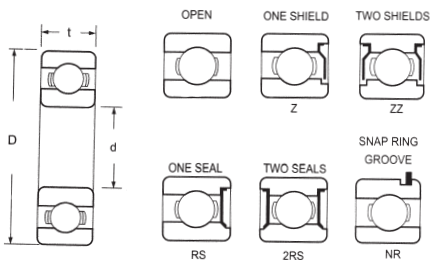
6200 Series



Bearing Number	Dimensions (mm)			Basic Load Ratings (N)		Limiting Speeds (rev/min)		Weight kg
	Bore	OD	Width	C_r	C_{or}	Grease	Oil	
	d	D	t					
6200*	10	30	9	5070	2360	24000	30000	0.032
6201*	12	32	10	6890	3100	22000	28000	0.037
6202*	15	35	11	7800	3750	19000	24000	0.045
6203*	17	40	12	9560	4750	17000	20000	0.065
6204*	20	47	14	12700	6550	15000	18000	0.110
6205*	25	52	15	14000	7800	12000	15000	0.130
6206*	30	62	16	19500	11200	10000	13000	0.200
6207*	35	72	17	25500	15300	9000	11000	0.290
6208*	40	80	18	30700	19000	8500	10000	0.370
6209*	45	85	19	33200	21600	7500	9000	0.410
6210*	50	90	20	35100	23200	7000	8500	0.460
6211*	55	100	21	43600	29000	6300	7500	0.610
6212*	60	110	22	47500	32500	6000	7000	0.780
6213	65	120	23	55900	40500	5300	6300	0.990
6214	70	125	24	60500	45000	5000	6000	1.050
6215	75	130	25	66300	49000	4800	5600	1.200
6216	80	140	26	70200	55000	4500	5300	1.400
6217	85	150	28	83200	64000	4300	5000	1.800
6218	90	160	30	95600	73200	3800	4500	2.150
6219	95	170	32	10800	81500	3600	4300	2.600
6220	100	180	34	124000	93000	3400	4000	3.150
6221	105	190	36	133000	105000	3100	3700	3.79
6222	110	200	38	144000	117000	2800	3400	4.45
6224	120	215	40	155000	131000	2600	3200	5.29
6226	130	230	40	167000	146000	2400	3000	5.96

*The bearing is available in 440 c stainless steel

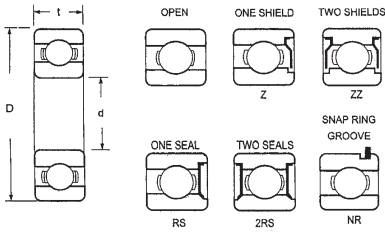
6300 Series



Bearing Number	Dimensions (mm)			Basic Load Ratings (N)		Limiting Speeds (rev/min)		Weight kg
	Bore d	OD D	Width t	C_r	C_{or}	Grease	Oil	
6300*	10	35	11	8060	3400	20000	26000	0.053
6301*	12	37	12	9750	4150	19000	24000	0.060
6302*	15	42	13	11400	5400	17500	22000	0.088
6303*	17	47	14	13500	6550	16000	19000	0.120
6304*	20	52	15	15900	7800	13000	16000	0.140
6305*	25	62	17	22500	11600	11000	14000	0.230
6306*	30	72	19	28100	16000	9000	11000	0.350
6307*	35	80	21	33200	19000	8500	10000	0.460
6308*	40	90	23	41000	24000	7500	9000	0.630
6309*	45	100	25	52700	31500	6700	8000	0.830
6310*	50	110	27	61800	38000	6300	7500	1.050
6311*	55	120	29	71500	45000	5600	6700	1.350
6312	60	130	31	81900	52000	5000	6000	1.700
6313	65	140	33	92300	60000	4800	5600	2.100
6314	70	150	35	104000	68000	4500	5300	2.500
6315	75	160	37	114000	76500	4300	5000	3.000
6316	80	170	39	123000	86500	4000	4800	3.65
6317	85	180	41	132000	97100	3800	4500	4.28
6318	90	190	43	143000	106500	3600	4300	4.98
6319	95	200	45	153000	119000	3100	3600	5.76
6320	100	215	47	173000	141200	2800	3400	7.04

*The bearing is available in 440 c stainless steel

6400 Series



Deep Groove Ball Bearings

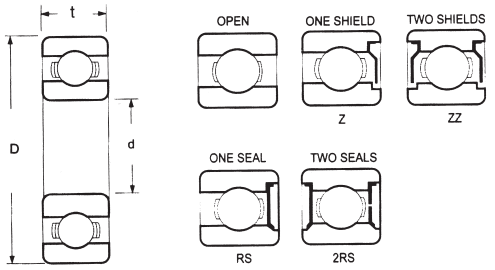
Bearing Number	Dimensions (mm)			Basic Load Ratings (kN)		Limiting Speeds (rev/min)		Weight kg
	Bore d	OD D	Width t	<i>C_r</i>	<i>C_{or}</i>	Grease	Oil	
6403	17	62	17	22.7	10.8	11000	15000	0.268
6404	20	72	19	31.0	15.2	9500	13000	0.399
6405	25	80	21	38.2	19.2	8500	11000	0.528
6406	30	90	23	47.5	24.5	8000	10000	0.710
6407	35	100	25	56.8	29.5	6700	8500	0.926
6408	40	110	27	65.5	37.5	6300	8000	1.22
6409	45	120	29	77.5	45.5	5600	7000	1.52
6410	50	130	31	81.5	52.0	5300	6300	1.85
6411	55	140	33	93.0	60.0	5000	6000	2.38
6412	60	150	35	104.0	68.0	4600	5500	2.89
6413	65	160	37	116.2	78.8	4300	5200	3.30
6414	70	180	42	143.0	103.2	3900	4600	4.83
6415	75	190	45	153.5	114.0	3600	4400	5.87
6416	80	200	48	164.0	124.5	3400	4100	6.84

*The bearing is available in 440 c stainless steel

6700 Series

Bearing Number	Dimensions (mm)			Basic Load Ratings (N)		Limiting Speed x 10 ³ (rev/min)		Weight (g)
	Bore d	OD D	Width t	Cr	Cor	grease	oil	
6700	10	15	3	853	432	15000	17000	1.4
6701	12	18	4	922	530	13000	15000	3.1
6702	15	21	4	942	579	11000	13000	3.6
6703	17	23	4	1001	657	9500	11000	4.0
6704	20	27	4	1040	726	8500	10000	5.9
6705	25	32	4	1089	844	7000	8000	7.1
6706	30	37	4	1148	952	5500	7000	8.3
6707	35	44	5	1864	1638	4900	6000	15.0
6708	40	50	6	2521	2237	4300	5000	23.0
6709	45	55	6	2580	2403	3900	4600	25.0

6800 Series

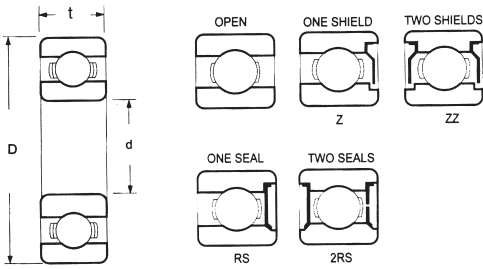


Deep Groove Ball Bearings

Bearing Number	Dimensions (mm)			Basic Load Ratings (N)		Limiting Speed (rev/min)		Weight (kg)
	Bore d	OD D	Width t	Cr	Cor	grease		
						oil		
6800*	10	19	5	1380	585	37000	43000	0.0055
6801*	12	21	5	1430	670	33000	39000	0.0063
6802*	15	24	5	1560	800	28000	33000	0.0074
6803*	17	26	5	1680	930	26000	30000	0.0082
6804*	20	32	7	2700	1500	21000	25000	0.018
6805*	25	37	7	4360	2600	18000	21000	0.022
6806*	30	42	7	4490	2900	15000	18000	0.027
6807*	35	47	7	4750	3200	13000	16000	0.030
6808*	40	52	7	4940	3450	12000	14000	0.034
6809*	45	58	7	6050	4300	11000	13000	0.040
6810*	50	65	7	6240	4750	10000	12000	0.052
6811*	55	72	9	8320	6200	8500	10000	0.083
6812*	60	78	10	8710	6700	80000	9500	0.110
6813	65	85	10	11700	9150	7500	8500	0.130
6814	70	90	10	12100	12700	7000	8000	0.140
6815	75	95	10	12500	13900	6500	7500	0.150
6816	80	100	10	12700	14500	6000	7000	0.150
6817	85	110	13	18700	20000	5500	6500	0.270
6818	90	115	13	19000	21000	5300	6200	0.280
6819	95	120	13	19300	22000	5000	6000	0.300
6820	100	125	13	19600	23000	4600	5500	0.310
6821	105	130	13	19800	23900	4800	5600	0.324
6822	110	140	16	28100	32500	4300	5300	0.497
6824	120	150	16	28900	35500	4000	4800	0.537
6826	130	165	18	37000	44000	3600	4300	0.758
6828	140	175	18	38500	48000	3400	4000	0.832
6830	150	190	20	47500	58500	3200	3800	1.15
6832	160	200	20	48500	61000	2600	3200	1.23
6834	170	215	22	60000	75000	2600	3000	1.86
6836	180	225	22	60500	78500	2400	2800	1.98
6838	190	240	24	73000	93500	2200	2600	2.53
6840	200	250	24	74000	98000	2200	2600	2.67
6844	220	270	24	76500	107000	1900	2400	2.9
6848	240	300	28	98500	137000	1700	2000	4.48
6852	260	320	28	101000	148000	1600	1900	4.48
6052	400	400	65	291000	375000	1400	1700	29.4
6856	280	350	33	133000	191000	1500	1700	7.2
6860	300	380	38	166000	233000	1300	1600	10.3
6864	320	400	38	168000	244000	1300	1500	10.8
6868	340	420	38	175000	265000	1200	1400	11.5
6872	360	440	38	192000	290000	1100	1300	11.8
6876	380	480	46	238000	375000	1000	1200	19.5
6880	400	500	46	241000	390000	950	1200	20.5
6884	420	520	46	245000	410000	900	1100	21.4
6888	440	540	46	248000	425000	900	1100	22.3
6892	460	580	56	310000	550000	800	1000	34.3
6896	480	600	56	315000	575000	800	950	35.4
68/500	500	620	56	320000	600000	750	900	37.2
68/530	530	650	56	325000	625000	710	850	39.8
68/560	560	680	56	330000	650000	670	800	41.5
68/600	600	730	60	355000	735000	600	710	50.9
68/630	630	780	69	420000	890000	560	670	71.3
68/670	670	820	69	435000	965000	500	630	75.4
68/710	710	870	74	480000	1100000	480	560	92.6
68/750	750	920	78	525000	1260000	430	530	110
68/800	800	980	82	530000	1310000	400	480	132
68/900	900	1090	85	611000	1449000	390	460	160
68/1000	1000	1220	100	749000	1909000	360	420	245
68/1120	1120	1360	106	880000	2456000	340	400	331
68/1320	1320	1600	122	953000	2834000	320	380	500
68/1400	1400	1700	132	1278000	3999000	300	360	567

*The bearing is available in 440 c stainless steel

6900 Series

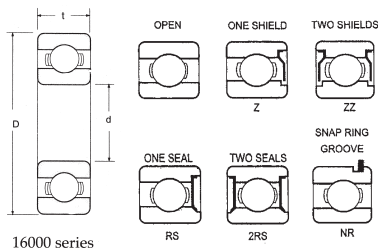


Deep Groove Ball Bearings

Bearing Number	Dimensions (mm)			Basic Load Ratings (N)		Limiting Speed (rev/min)		Weight (kg)
	Bore d	OD D	Width t	Cr	Cor			
						grease	oil	
6900*	10	22	6	1950	750	34000	41000	0.010
6901*	12	24	6	2250	980	31000	36000	0.011
6902*	15	28	7	4030	2040	26000	30000	0.016
6903*	17	30	7	4360	2320	23000	28000	0.018
6904*	20	37	9	6370	3650	19000	23000	0.038
6905*	25	42	9	6630	4000	16000	19000	0.045
6906*	30	47	9	7280	4550	14000	17000	0.051
6907*	35	55	10	9560	6200	12000	14000	0.080
6908*	40	62	12	13800	9300	11000	13000	0.120
6909*	45	68	12	10100	6700	10700	12000	0.140
6910*	50	72	12	14600	10400	9500	11000	0.140
6911*	55	80	13	15900	11400	8000	9000	0.190
6912*	60	85	13	16500	12000	7500	8500	0.200
6913	65	90	13	17400	13400	7000	8000	0.220
6914	70	100	16	23800	18300	6500	7500	0.350
6915	75	105	16	24200	19300	6200	7200	0.370
6916	80	110	16	25100	20400	5500	6500	0.400
6917	85	120	18	31900	30000	52500	6300	0.550
6918	90	125	18	33200	31500	5000	6000	0.590
6919	95	130	18	33800	33500	4700	5500	0.610
6920	100	140	20	42300	41500	4400	5300	0.830

*The bearing is available in 440 c stainless steel

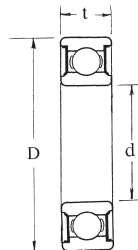
16000 Series



16000 series

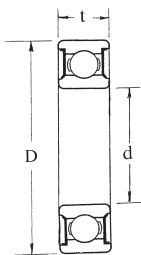
Bearing Number	Dimensions (mm)			Basic Load Ratings (N)		Limiting Speeds (rev/min)		Weight (kg)
	Bore d	OD D	Width t	<i>C_r</i>	<i>C_{or}</i>	Grease	Oil	
16100	10	28	8	4620	1960	28000	34000	0.023
16001	12	28	7	5070	2360	26000	32000	0.019
16002	15	32	8	5590	2850	22000	28000	0.025
16003	17	35	8	6050	3250	19000	24000	0.032
16004	20	42	8	6890	4050	17000	20000	0.050
16005	25	47	8	7610	4750	14000	17000	0.060
16006	30	55	9	11200	7350	12000	15000	0.085
16007	35	62	9	12400	8150	10000	13000	0.110
16008	40	68	9	13300	9150	9500	12000	0.130
16009	45	75	10	15600	10800	9000	11000	0.170
16010	50	80	10	16300	11400	8500	10000	0.180
16011	55	90	11	19500	14000	7500	9000	0.260
16012	60	95	11	19900	15000	6700	8000	0.280
16013	65	100	11	21200	16600	6300	7500	0.300
16014	70	110	13	28100	25000	6000	7000	0.430
16015	75	115	13	28600	27000	5600	6700	0.460

62200 Series



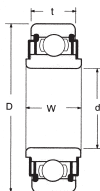
Bearing Number	Dimensions (mm)			Basic Load Ratings (N)		Limiting Speed (rev/min)	Weight (kg)
	Bore d	OD D	Width t	<i>C_r</i>	<i>C_{or}</i>		
62200-2RS	10	30	14	3.7	1.7	14,500	0.042
62201-2RS	12	32	14	4.9	2.7	14,000	0.046
62202-2RS	15	35	14	5.5	3.2	12,500	0.056
62203-2RS	17	40	16	6.9	4.0	11,000	0.085
62204-2RS	20	47	18	9.8	6.1	9,500	0.128
62205-2RS	25	52	18	10.5	6.8	8,300	0.146
62206-2RS	30	62	20	14.7	9.8	7,000	0.242
62207-2RS	35	72	23	19.4	12.7	6,000	0.435
62208-2RS	40	80	23	20.6	14.2	5,100	0.450
62209-2RS	45	85	23	22.5	15.6	4,700	0.485
62210-2RS	50	90	23	24.5	18.1	4,300	0.535

63000 Series



Bearing Number	Dimensions (mm)			Basic Load Ratings (N)		Limiting Speed (rev/min)	Weight (kg)
	Bore d	OD D	Width t	Cr	Cor	Grease	
63000-2RS	10	26	12	360	185	17,500	0.028
63001-2RS	12	28	12	390	215	15,500	0.032
63002-2RS	15	32	13	440	260	13,500	0.042
63003-2RS	17	35	14	470	290	11,500	0.051
63004-2RS	20	42	16	730	460	10,000	0.088
63005-2RS	25	47	16	780	530	8900	0.100
63006-2RS	30	55	19	1040	740	7500	0.159
63007-2RS	35	62	20	1200	910	6600	0.210
63008-2RS	40	68	21	1280	1010	6000	0.259
63009-2RS	45	75	23	1600	1330	5300	0.345
63010-2RS	50	80	23	1690	1430	5000	0.370

Deep Groove Ball Bearings

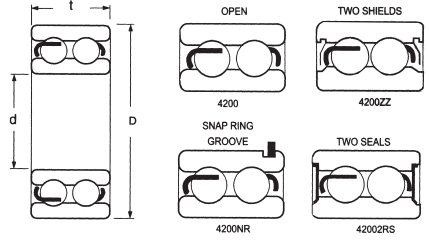


88000 Series

88000 series

Bearing Number	Dimensions (mm)				Basic Load Ratings (N)		Weight kg
	d	D	t	W	Cr	Cor	
88011	11	32	10	15.400	1050	595	0.099
88501	12	32	10	15.400	1050	595	0.095
88013	13	32	10	15.400	1050	595	0.091
88014	14	35	11	14.399	1340	775	0.111
88502	15	35	11	14.399	1340	775	0.108
88016	16	35	11	17.000	1980	1200	0.188
88503	17	40	12	16.601	1660	985	0.150
88504	20	47	14	17.750	2220	1410	0.232
88505	25	52	15	16.749	2430	1610	0.287

Deep Groove Ball Bearings- Double Row 4200 Series



Deep Groove Ball Bearings

Bearing Number	Dimensions (mm)			Basic Load Ratings (N)		Limiting Speeds (rev/min)		Weight kg
	Bore d	OD D	Width t	<i>C_r</i>	<i>C_{or}</i>	Grease	Oil	
4200	10	30	14	9230	5200	18000	22000	0.049
4201	12	32	14	10600	6200	17000	20000	0.053
4202	15	35	14	11900	7500	14000	17000	0.059
4203	17	40	16	14800	9500	12000	15000	0.09
4204	20	47	18	17800	12500	10000	13000	0.14
4205	25	52	18	19000	14600	9000	11000	0.16
4206	30	62	20	26000	20800	8000	9500	0.26
4207	35	72	23	35100	28500	6700	8000	0.4
4208	40	80	23	37100	32500	6000	7000	0.5
4209	45	85	23	39000	36000	5600	6700	0.54
4210	50	90	23	41000	40000	5000	6000	0.58
4211	55	100	25	44900	44000	4800	5600	0.8
4212	60	110	28	57200	55000	4500	5300	1.1
4213	65	120	31	67600	67000	4000	4800	1.45
4214	70	125	31	70200	73500	3600	4300	1.5
4215	75	130	31	72800	80000	3400	4000	1.6

4300 Series

Bearing Number	Dimensions (mm)			Basic Load Ratings (N)		Limiting Speeds (rev/min)		Weight kg
	Bore d	OD D	Width t	<i>C_r</i>	<i>C_{or}</i>	Grease	Oil	
4300	10	35	17	14300	8750	8600	17500	0.091
4301	12	37	17	14700	9200	8100	16000	0.1
4302	15	42	17	15300	9130	13000	17000	0.12
4303	17	47	19	20500	13200	11000	17000	0.16
4304	20	52	21	24300	16000	9500	13000	0.21
4305	25	62	24	32900	22400	8000	10000	0.34
4306	30	72	27	41000	30600	6700	8500	0.5
4307	35	80	31	53200	38200	6300	8000	0.69
4308	40	90	33	65100	47900	5600	7000	0.95
4309	45	100	36	74800	60000	4800	6000	1.25
4310	50	110	40	92600	75500	4300	5300	1.7
4311	55	120	43	10800	88500	4000	5000	2.15
4312	60	130	46	125000	104000	3600	4500	2.65
4313	65	140	48	134000	113000	3600	4500	3.25
4314	70	150	51	152000	131000	3200	4500	3.95
4315	75	160	55	176000	154000	3000	3800	5.38